

Polar Lighting Pole is a contemporary design that is both timeless and unique in its impression. Compact without visible mounting equipment and optimised integration, Polar is in perfect continuity with the geometric lines of the square column. These assemblies are ideal for surroundings of contemporary architectural constructions.

Product Description

- Integrated with LED Modules.
- Polycarbonate optical lens.
- Protection class IP65
- Integral power supply
- Earth connection
- Safety class I
- **CE** - Conformity mark
- **BIS** - Conformity mark
- Pole made of Mild Steel
- Pole design parameters vary depending on the type of bracket and loading factor.
- All pole sections are welded using special v groove technique by certified welders using high end MIG welding processes.
- Built-in control box with cast aluminium service door and safety rope.
- The control gear tray is prewired with MCB, terminal connectors for loop-in / loop-out arrangement.
- The foundation bolt holes in the base plate are designed to be elongated for fine adjustments / alignment of the pole during installation.
- Base plate made of steel grade E250 & foundation bolt of grade 4.6

Product Benefits

- Quick installation and low assembly costs.
- A wide range of Pole heights and bracket options to meet various lighting requirements.
- Functionally versatile, strong and stable with sound engineering.
- Innovative Design options to provide Visual integration with the environment.
- High Brightness, LED Light source do not pose any environment risks.
- Designed for highest efficiency in terms of more lumens at reduced wattages contributing to a Greener World.
- Customised for your delight : Creating the entire product portfolio - Right from concept to completion, merging the best technology and practices in lighting.

Area of Application

Street Lighting, Smaller Roadways, Expressways, Private driveways, Residential Area Lighting, Courtyards, Public area lighting like parks & Squares.

Installation

Surface mounted with base plate and fitted on a pre formed foundation.

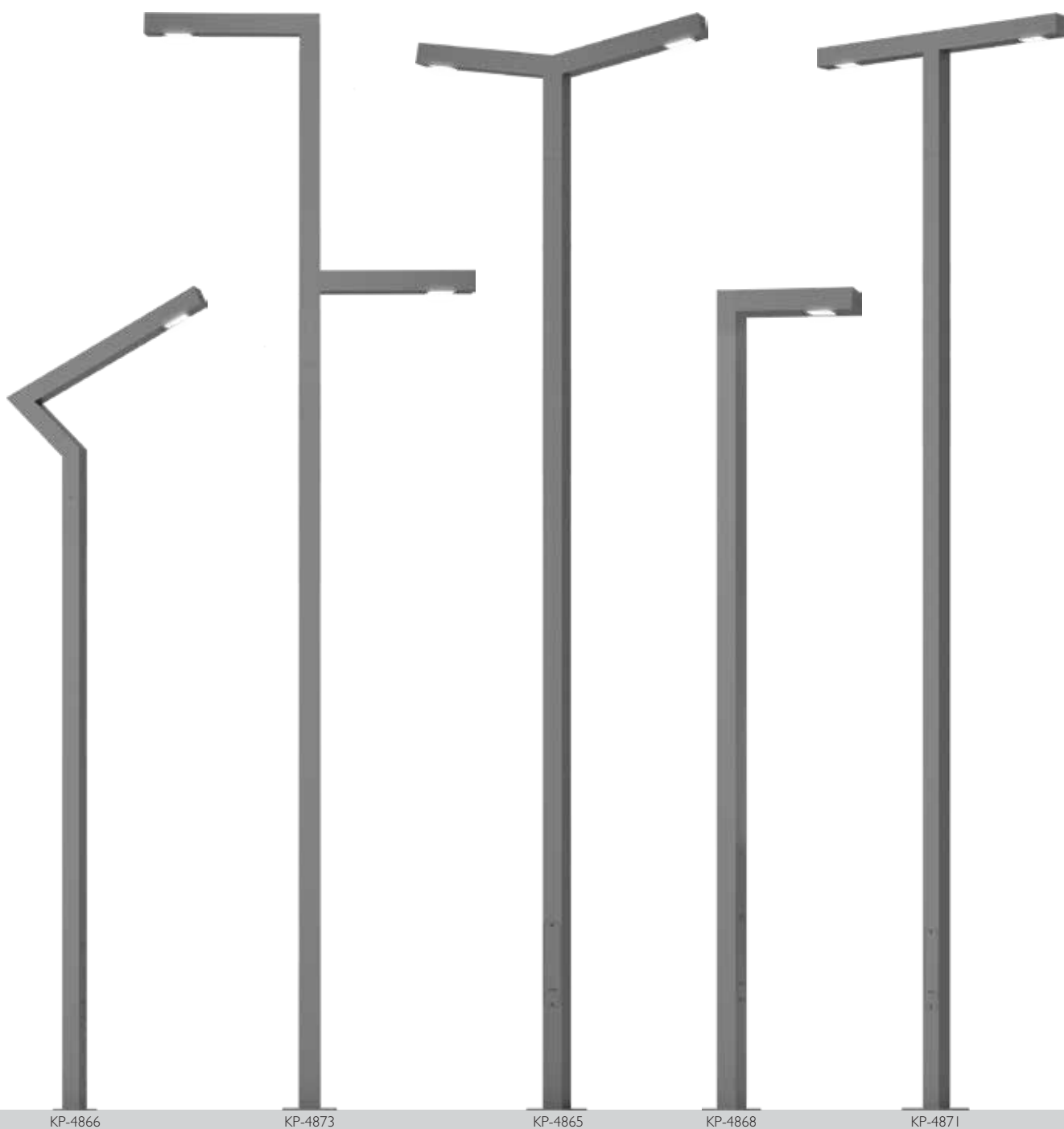
Available Finish

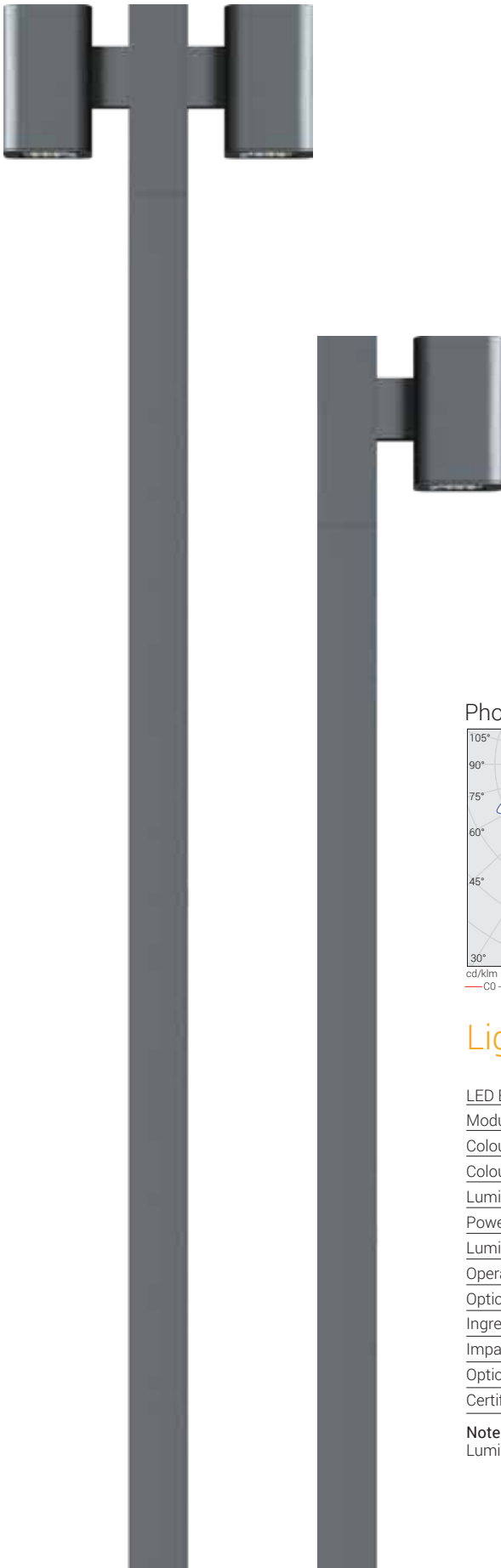
Coated with zinc rich primer and finished using environmentally stable polyurethane based paint / Pure polyester powder coated of desired colour.

- Graphite grey
- Anthracite grey
- Black

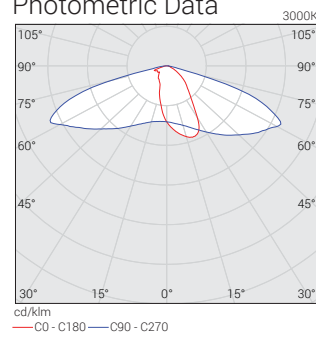
POLAR □80 Series

ID	Arm	Arm Length	Wattage	Height	Mounting
KP-4862 / 4863	SA	600	1 x 30W	3000 / 4000	KP-56.1/57.3
KP-4864 / 4865	DA	1200	2 x 30W	3000 / 4000	KP-56.1/57.3
KP-4866 / 4867	LA	600	1 x 30W	3000 / 4000	KP-56.1/57.3
KP-4868 / 4869	SA	600	1 x 30W	3000 / 4000	KP-56.1/57.3
KP-4870 / 4871	DA	1200	2 x 30W	3000 / 4000	KP-56.1/57.3
KP-4872 / 4873	AA	1200	2 x 30W	3000 / 4000	KP-56.1/57.3





Photometric Data



Lighting Module Datasheet - 30W

LED Brand	NICHIA
Module voltage/current	30-50V, 600 mA
Colour Temperature	3000K / 4000K / 5700K
Colour rendering index	>80
Luminous flux(lm)	2976 / 3389 / 3245 lm
Power consumption(w)	30W
Luminaire efficacy(lm/W)	100 lm/W / 116 lm/W / 109 lm/W
Operating temperature(°C)	-15°~+50°C
Optics	TYPE II
Ingress Protection	IP65
Impact Protection	IK08
Optical Lens	Polycarbonate
Certification	LM80 certified / RoHS / CE confirmed

Note

Luminous flux and power consumption allowance is ±10%, CRI allowance is ±5.