

A decorative LED bollards designed with single sided light output to provide soft, flat beam light distribution. These luminaires offer shielded glare free illumination on ground surface and are perfect for illuminating entrances, footpaths as well as garden and landscape architecture. Clean Lines and pure form are the underlying elements in this series of LED bollards.

Product Description

- Luminaire body made of rectangular extruded aluminium tube (grade 6063) with die cast aluminium components and non corrosive SS fasteners.
- For optimum coordination with lighting situation, these luminaires can be supplied in three different heights.
- Non yellowing UV stabilized clear acrylic diffuser.
- Silicone gasket
- Mounting plate die cast aluminium double powder coat with an anchorage unit.
- Cable entries for through-wiring of mains supply cable.
- Integral constant current power supply
- CRI (Ra) : ≥ 80
- Prewired with LED driver and suitable for operating on 240V, 50Hz single phase ac supply.
- Ordering guide : KL-7200-CCT (Colour Temperature)
- Available CCT : 2700K, 4000K, 5700K



Product Benefits

- High luminous efficiency at reduced wattage.
- Elegant, Robust design
- Dark sky compliant protects pedestrians from glare by preventing spill light above the horizontal plane.
- Sustainable LED technology offers durability and optimal light output with low power consumption.

Area of Application


Suitable for Residential & Public areas for Illuminating Driveways, Pathways, Flowerbeds, Entrances, Squares, Gardens and landscape architecture.

Available Finish

Pure polyester powder coated

- Graphite grey
- Anthracite grey
- Jet black





Technical Specifications

General

ID : 7078 / 7100 / 7200
 System Wattage : 12W LED
 Driver Integral : Constant Current
 Input Voltage : 230-240Vac
 Frequency : 50-60 Hz
 Operating Voltage : 100-300Vac
 Operating Temperature : -15°C~+50°C

Light Source

Light Source : NICHIA
 CRI (Ra) : >80
 LED Colour Temperature : 2700K / 4000K / 5700K

Driver

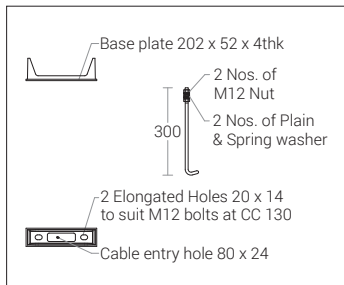
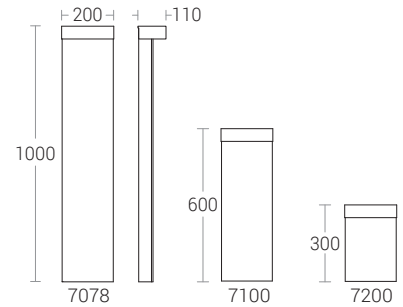
Power Supply : Integral
 Power Factor : >0.9
 THD : <10%
 Surge Protection : 3KV
 Efficiency : >80%

Physical

Body : Rectangular Extruded Aluminium Tube with Die-Cast Aluminium
 Diffuser : Clear acrylic
 Gasket : Silicone
 Mounting : Surface
 Finish : Graphite Grey / Jet Black
 Anthracite Grey

Optical Performance

Light Distribution : Asymmetrical



Note : It is our constant endeavor to upgrade the performance of our products. For the latest technical information, IES files and product updates please refer to the website at www.klite.in