


High efficiency LED flood light luminaires designed to provide uniform illumination in open spaces. Design and construction of the luminaires is characterized by its high luminous efficiency, extremely long service life. Sturdy construction makes Aston especially suitable for areas where a high level of robustness is required.

### Product Description

- Housing made of aluminium & self supported steel frame work
- High efficiency polycarbonate optical lens
- Excellent thermal management heat sink
- Luminous flux up to 7200 lm  $\pm$  300 lm (60W)
- Efficiency up to 120 lm/W
- Protection class IP67 for LED Module and LED Driver
- Mounting bracket to facilitate proper aiming of the luminaire at desired angle during installation.
- Available in 12° / 25° / 40° / 60° beam angles.
- Luminaire supplied with fast IP67 Connectors.
- Integral constant current power supply
- CRI ( Ra ) : >70
- Prewired with LED driver and suitable for operating on 240V, 50Hz single phase ac supply.
- Ordering guide : KL-24207-CCT (Colour Temperature)
- Available CCT : 3000K, 4000K, 5700K, Amber (25°)



### Product Benefits

- High luminous efficiency at reduced wattage.
- Versatile use, Simple installation
- Varied optics
- Sustainable LED technology offers durability and optimal light output with low power consumption.


### Area of Application

Highmast, Ports & Terminals, Sports Lighting, Industrial sector, Ware houses, Cold storage, Logistic hubs, Commercial & Business centres and Area Lighting.

### Available Finish

Pure polyester powder coated  
RAL 9004 Black  
RAL 9007 Grey aluminium  
RAL 7016 Anthracite grey  
Graphite grey

### Accessories



Anti Glare Shield





OPEN SOURCE

**Technical Specifications**

**General**

ID	: 24207
System Wattage	: 6 x 60W LED
Driver Integral	: Constant Current
Operating Voltage	: 100-277Vac
Operating Temperature	: -15°C~+50°C

**Physical**

Body	: Extruded Aluminium
Diffuser	: Polycarbonate Optical Lens
Mounting	: Surface - Bracket / Pole - Bracket
Finish	: Powder coated RAL 9004 Black RAL 9007 Grey aluminium RAL 7016 Anthracite grey Graphite grey

**Light Source**


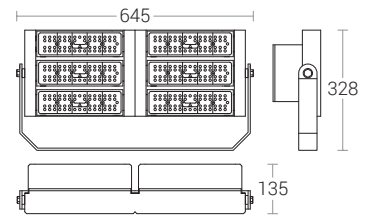
Light Source	: LUMILEDS
CRI (Ra)	: ≥70
LED Colour Temperature	: 3000K / 4000K / 5700K Amber(25°)

**Driver**

Power Supply	: Integral
Input Voltage	: 230-240Vac
Frequency	: 50-60 Hz
Power Factor	: >0.97
THD	: <5.1%
Surge Protection	: 4KV
Efficiency	: >90%

**Optical Performance**

Beam Angle	: 12° / 25° / 40° / 60°
------------	-------------------------



**Note :** It is our constant endeavor to upgrade the performance of our products. For the latest technical information, IES files and product updates please refer to the website at [www.klite.in](http://www.klite.in)