

K-LITE

LEVO-S

Power : Upto 40W
Length : 1220mm

Upto
100
lm/w

Features

- Bridgelux / Equivalent LED's
- CRI Ra>80 (>90 On Request)
- L70 / B10 @ 50,000 Hrs

Options



Beam Angle

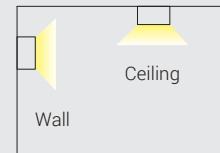
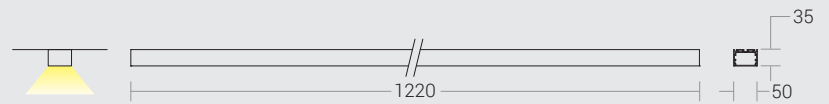
BA115°

Diffused

Surface



Dimension in mm



Housing Colour




Extruded aluminium with powder coated finish in
RAL9004 Signal Black fine texture | RAL9016 Traffic White fine texture |
RAL 9007 Grey aluminium fine texture



Open Source

[Light Distribution refer online](#)

PC Opal Matte



Technical Specifications

General

Driver	: Constant Current
Input Voltage	: 230-240Vac
Frequency	: 50-60Hz
Operating Temperature	: -15°C~+50°C

Light Source

Light Source	: Bridgelux / Equivalent
CRI (Ra)	: >80 (>90 On Request)
LED Colour Temperature	: 2700K / 3000K / 4000K 5700K

Optical

Tilt	: Fixed
Beam Angle	: 115°
Diffuser Material	: PC Opal Matte

Physical

Body	: Extruded Aluminium Profile
Mounting	: Surface
Finish	: RAL 9004 Signal black RAL 9016 Traffic White RAL 9007 Grey aluminium

Driver

Power Supply	: Integrated
Power Factor	: >0.90
THD	: <15%
Surge Protection	: Upto 3KV
Efficiency	: >85%



Ordering Guide

Surface - Opal Matte

ID	Wattage	Dimension (mm)
3408	Upto 40W	1220 x 50 x 35